








# LOCAL GOVERNMENT REPORT CARD

Taxpayers should know precisely where their city and county stands with others in areas like spending, debt, and government size. This report card and **FloridaTaxpayers.com** work together to help you compare your local governments with others. Counties and cities that did not fully report their data were ranked “F.”

## White Springs

How this city compares relative to cities of similar size:

	GRADE		RANKING	
	<b>A</b>	<b>Government Spending</b> This category includes data on the city’s 6-year average per capita spending and total dollar increase in spending.	<b>52nd</b>	out of <b>242</b> small cities
	<b>C</b>	<b>Government Debt</b> This category includes data on the city’s 6-year average per capita debt and total dollar increase in debt.	<b>178th</b>	
	<b>B</b>	<b>Government Size</b> This category includes data on percent government spending on salaries and benefits, FTEs per 100k residents, and average public employee salary.	<b>119th</b>	
	<b>D</b>	<b>Crime</b> This category includes data on violent crime rate, property crime rate, and total crime clearance rate.	<b>126th</b>	
	<b>N/A</b>	<b>Education</b> This category includes data on average school grade and graduation rate.	<b>N/A</b>	

Go to **FloridaTaxpayers.com** to learn more.

Disclaimer: Grades and ranking were determined using data collected from public county and municipality sources. Only raw and per-capita data was considered, with no value judgments made regarding the relative importance of any one category over any other.