








LOCAL GOVERNMENT REPORT CARD

Taxpayers should know precisely where their city and county stands with others in areas like spending, debt, and government size. This report card and **FloridaTaxpayers.com** work together to help you compare your local governments with others. Counties and cities that did not fully report their data were ranked “F.”

Tarpon Springs

How this city compares relative to cities of similar size:

	GRADE		RANKING	
	C	Government Spending This category includes data on the city’s 6-year average per capita spending and total dollar increase in spending.	61st	out of 90 large cities
	B	Government Debt This category includes data on the city’s 6-year average per capita debt and total dollar increase in debt.	24th	
	C	Government Size This category includes data on percent government spending on salaries and benefits, FTEs per 100k residents, and average public employee salary.	55th	
	B	Crime This category includes data on violent crime rate, property crime rate, and total crime clearance rate.	25th	
	A	Education This category includes data on average school grade and graduation rate.	11th	

Go to **FloridaTaxpayers.com** to learn more.