








# LOCAL GOVERNMENT REPORT CARD

Taxpayers should know precisely where their city and county stands with others in areas like spending, debt, and government size. This report card and **FloridaTaxpayers.com** work together to help you compare your local governments with others. Counties and cities that did not fully report their data were ranked “F.”

## Surfside

How this city compares relative to cities of similar size:

|  | GRADE      |   | RANKING      |                                |
|--|------------|---|--------------|--------------------------------|
|  | <b>D</b>   | <b>Government Spending</b><br>This category includes data on the city’s 6-year average per capita spending and total dollar increase in spending.                           | <b>216th</b> | out of <b>242</b> small cities |
|  | <b>C</b>   | <b>Government Debt</b><br>This category includes data on the city’s 6-year average per capita debt and total dollar increase in debt.                                       | <b>133rd</b> |                                |
|  | <b>D</b>   | <b>Government Size</b><br>This category includes data on percent government spending on salaries and benefits, FTEs per 100k residents, and average public employee salary. | <b>234th</b> |                                |
|  | <b>B</b>   | <b>Crime</b><br>This category includes data on violent crime rate, property crime rate, and total crime clearance rate.   | <b>43rd</b>  |                                |
|  | <b>N/A</b> | <b>Education</b><br>This category includes data on average school grade and graduation rate.  | <b>N/A</b>   |                                |

Go to **FloridaTaxpayers.com** to learn more.

Disclaimer: Grades and ranking were determined using data collected from public county and municipality sources. Only raw and per-capita data was considered, with no value judgments made regarding the relative importance of any one category over any other.