








LOCAL GOVERNMENT REPORT CARD

Taxpayers should know precisely where their city and county stands with others in areas like spending, debt, and government size. This report card and **FloridaTaxpayers.com** work together to help you compare your local governments with others. Counties and cities that did not fully report their data were ranked “F.”

Martin County

How this county compares relative to counties of similar size:

	GRADE		RANKING	
	C	Government Spending This category includes data on the county’s 6-year average per capita spending and total dollar increase in spending.	21st	out of 32 large counties
	D	Government Debt This category includes data on the county’s 6-year average per capita debt and total dollar increase in debt.	29th	
	B	Government Size This category includes data on percent government spending on salaries and benefits, FTEs per 100k residents, and average public employee salary.	14th	
	B	Crime This category includes data on violent crime rate, property crime rate, and total crime clearance rate.	11th	
	A	Education This category includes data on average school grade and graduation rate.	4th	

Go to **FloridaTaxpayers.com** to learn more.

Disclaimer: Grades and ranking were determined using data collected from public county and municipality sources. Only raw and per-capita data was considered, with no value judgments made regarding the relative importance of any one category over any other.